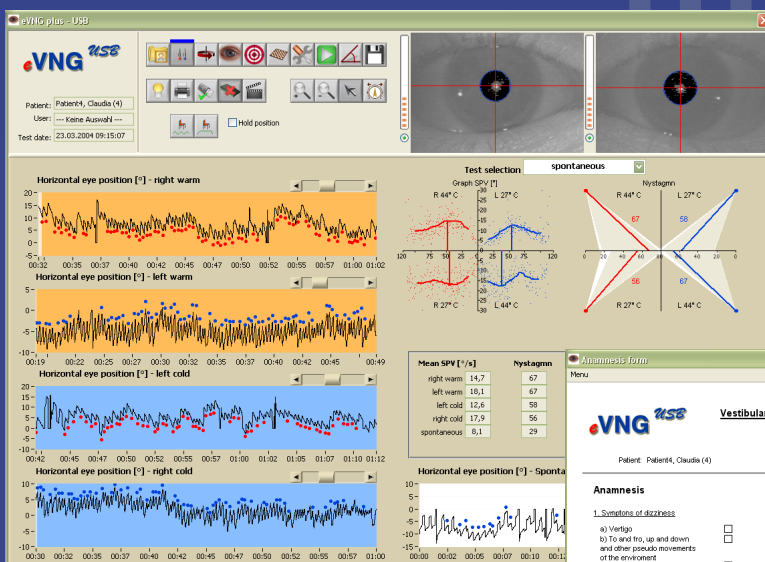





Binocularly Videonystagmography via USB 2.0

- * No PC-Hardware required
- * Framerate binocularly 100 Hz
- * USB Foot switch
- * KALORistar interface



- * Manually nystagmus marking
- * Anamnesis and diagnosis forms
- * Manifold test palette
- * Create your own test sequences
- * Create videos files
- * Easy operation

Anamnesis

1. Symptoms of dizziness

- a) Vertigo
- b) To and fro, up and down and other pseudo-movements of the environment
- c) Spinning
- d) Looking
- e) Sense of uncertainty
- f) Sense of falling
- g) Black-out

2. Dizziness initiated by

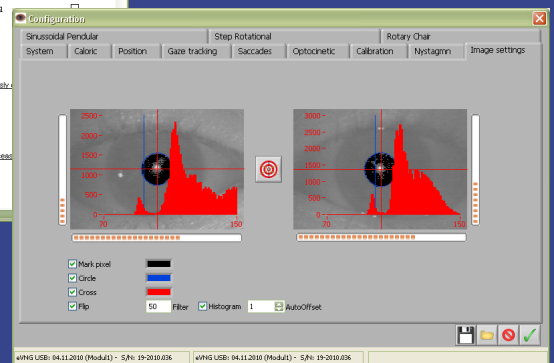
- a) Head moving
- b) Body moving
- c) Lying down and uprighting
- d) Stand up in morning
- e) Lay down
- f) Trip to side

3. Duration of disorders

- a) since hours
- b) since days
- c) since weeks
- d) since months
- e) since years

4. Duration of dizziness symptoms

- a) few seconds
- 5. Impaired sense of smell
- 6. Impaired sense of taste
- 7. Impaired vision
- 8. Parosmia or halitosis of face
- 9. Hardness of hearing
- 10. Ringing in the ears
- 11. Impaired swallow
- 12. Loss of consciousness
- 13. Vertigo or seriously
- 14. Sudden deafness
- 15. Sudden vertigo
- 16. Neuralgic diseases
- 17. Cerebrovascular diseases
- a) Hypertension
- b) Hypotension
- c) Heart diseases
- 18. Medicinal drug



www.biomed-jena.de
info@biomed-jena.de